



Help Me Grow
**A Service Solution for the Largest Counties in
the Nation**



A Partnership Between:

First 5 San Bernardino, First 5 Riverside, and Loma Linda University Children's Health

Agenda

- Introductions
- Overview and History
- County Snapshots – Riverside & San Bernardino
- Loma Linda University Children's Health (HMG Lead Entity)
- HMG Inland Empire Implementation Strategies
- Q & A /Next Steps

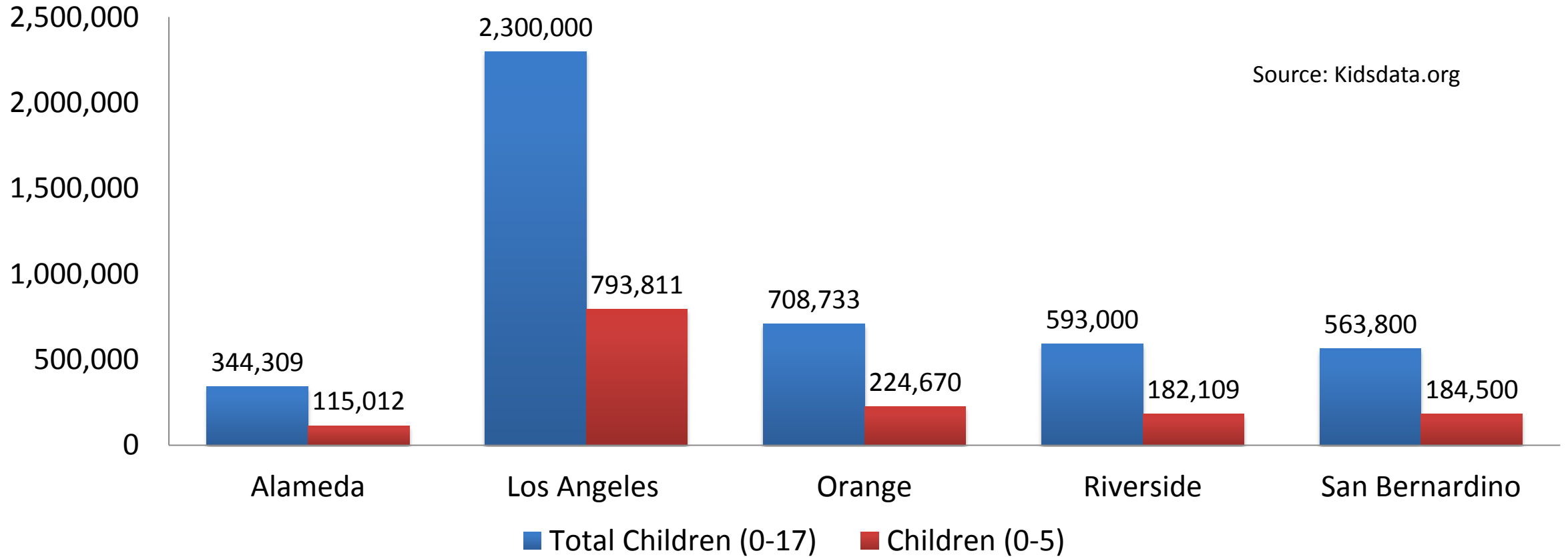
Overview & History

We decided to partner and hire a Consultant to conduct a feasibility assessment related to the creation of a regional *Help Me Grow* within the Counties of Orange, Riverside, and San Bernardino. The Consultant was charged with:

- Evaluating potential operational and administrative efficiencies and the impact of a regional approach on maintaining local programmatic goals
- Developing alternative regional models and address the advantages and challenges of each approach

County Demographics

Children



San Bernardino

A Snapshot

- F5 Investments in Developmental Screening:
 - 2013 – Implemented Universal Screening (w/ASQ)
 - 5,146 Screenings (17.4% scored at risk)
 - 2.8% of 0-5 population screened
- Screening Assessment & Referral Program (SART)
 - 2446 children served
 - Partnership with Behavioral Health/Prevention and Early Intervention (PEI)
Funds used to serve children
- Early Identification & Intervention Services (EIS)
 - 889 children served
- Children's Network – county-run, convener and linkages role

Riverside

A Snapshot

- **First 5 Riverside Investments in Developmental Screening**
 - FY 16/17 First Riverside investments supported:
 - 5,924 children received mental health screenings (Devereux Early Childhood Assessment (DECA) and Ages & Stages Questionnaire: Social Emotional (ASQ:SE))
 - 377 parents served with Triple P Program
 - 93% of children demonstrated improvement on pre/post assessment measures for ECBI, DECA, PSI, Child Behavior Checklist
 - 780 parents received mental health case management
 - Total FY 16/17 Financial Investment \$2,256,096

Shared Inland Empire Resources

- Autism Assessment Center of Excellence
- Loma Linda Medical Center
- Inland Regional Center
- Inland Empire Health Plan
- Molina Healthcare
- American Academy of Pediatrics - Chapter 2

Project Methodology

- Develop roadmap of recommendations and implementation steps necessary to implement the selected operating model including:
 - Organizational structure and staffing model
 - Governance models
 - Cost allocation methodologies
 - Operational implementation processes

Stakeholder Input Regarding *HMG*

- **Rural and geographically isolated regions**
 - Transportation
 - “Some rural areas have difficulty getting services in their area”
 - Limited services in high desert, etc.
- **Availability of Early Intervention Resources**
 - Perception that there are more resources in SB than Riverside
 - “Resources are out there, but siloed”
 - “Not sure there are enough resources out there for this population to get all of their needs met”

Stakeholder Input

(Cont'd.)

- **Impact on Medical Providers**

- “What will it take to implement *HMG*?”

- *HMG* would be “very valuable for pediatricians who do not have access to resources” (e.g. Kaiser)
- Managed Care agencies would welcome the opportunity to have a *HMG* as a referral option and as a mechanism to have more formal screenings conducted

- ***HMG* would help to identify and support young children with atypical development**

- **“It would be great to have a resource database to assist with referrals. Right now it’s either someone you know or Google.”**

Implementation Strategies

- For each of the HMG core components we explored the implementation strategies for counties that were parallel to both IE counties or if they bordered IE counties
- For each of the HMG core components we explored the implementation strategies for states that were comparative to both IE counties.



Potential *HMG* Structures

We explored the opportunity and challenges of 3 options and the cost and staff associated with those options

- Option 1: Three County Regional *Help Me Grow*
- Option 2: Inland Empire Regional *Help Me Grow*
- Option 3: Individual County *Help Me Grow*

Option 2: Inland Empire *Help Me Grow*

- **We agreed that the opportunities for option 2 outweighed the challenges and here's why:**

Opportunities	Challenges
Economies of scale/shared costs for call center, leadership and data collection	Geographically dispersed team may hinder training and communication
Shared partners to build stronger network	Identifying a lead agency or finding an alternative home for <i>HMG</i>
Promote Inland Empire systems change approach/shared data reporting	Creating new business and operational infrastructure
Collaborative approach appealing to regional/statewide funders & policymakers	
Shared learning/CQI	
Regional “No Wrong Door” for families – strengthen cross-county referrals and information sharing	

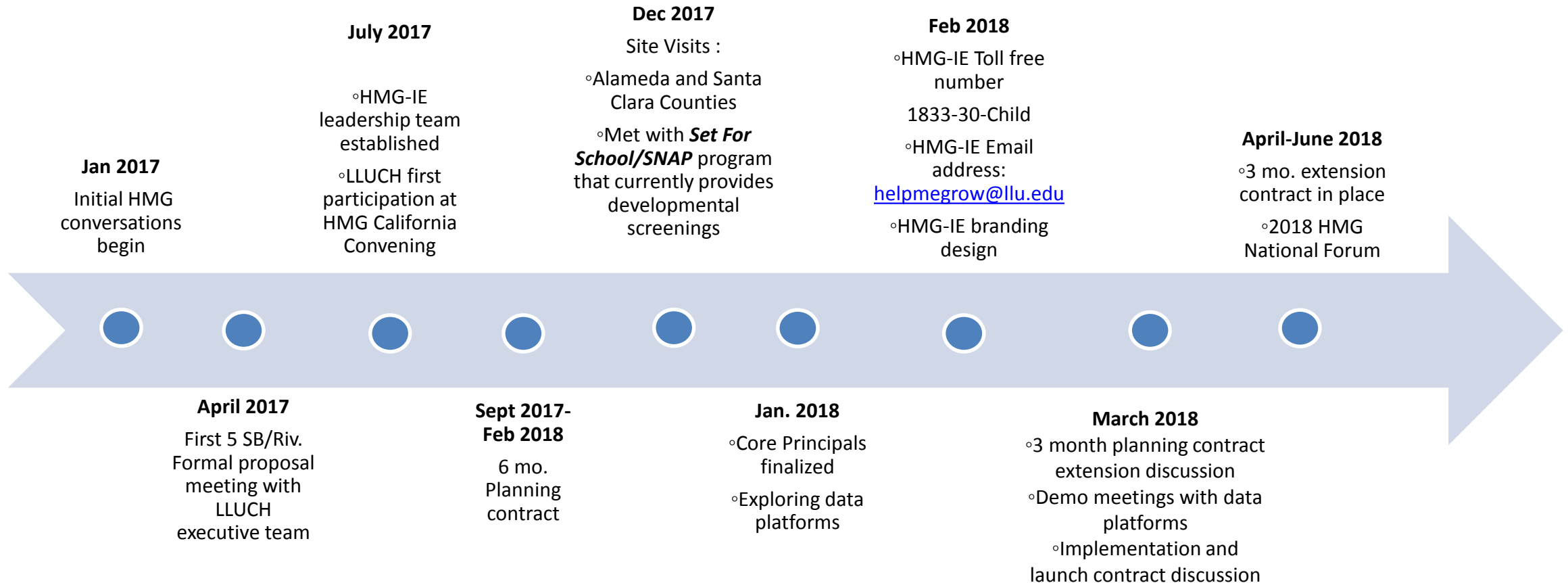
Innovation Before *HMG-IE*

- Over 10 years funding for direct service programs
- Established relationship with First 5 San Bernardino



Evolutionary Progress

Milestones achieved



Evolutionary Progress

Next steps



Impact Potential

- Heat map: Identify the needs of young children
- Community and provider outreach efforts
- HMG-IE benchmarks



Ages & Stages



Partnership



Help Me Grow
Inland Empire






Questions?

Thank you

Survey!



LOMA LINDA UNIVERSITY
CHILDREN'S HEALTH



Please complete a brief survey